



TITLE OF RESEARCH POSTER

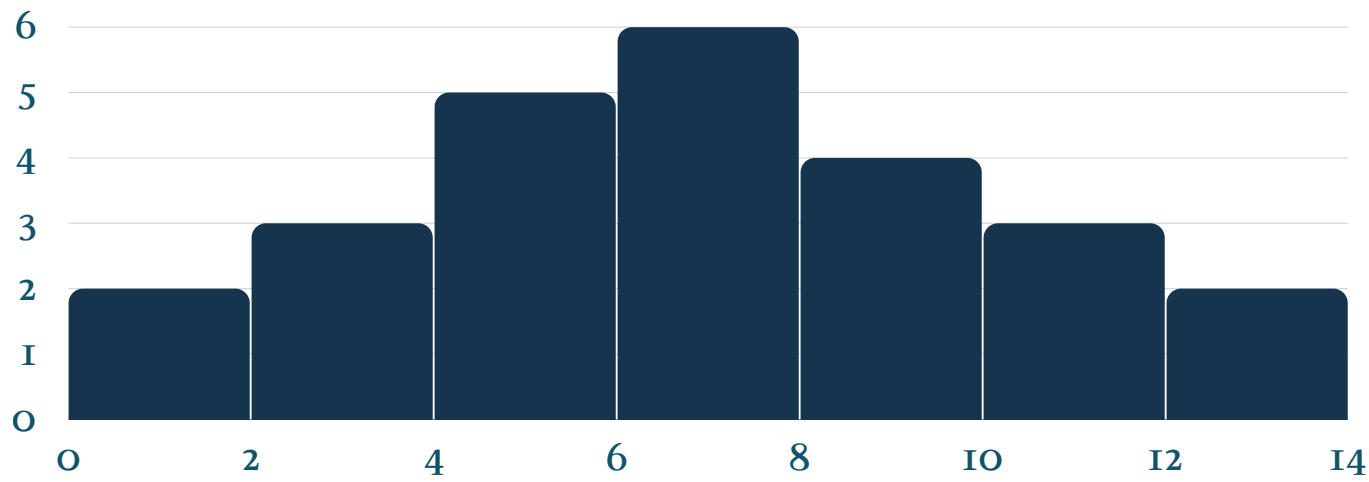
Authors: Write the names of the research authors and co-authors.

Affiliations: Name the organization that supports your research.

Introduction

Give some background information and A brief description of the problem or topic you are addressing. This gives your research context and lays the foundation for understanding the significance of your work. It also gives your study a distinct direction by clearly stating its goal and importance.

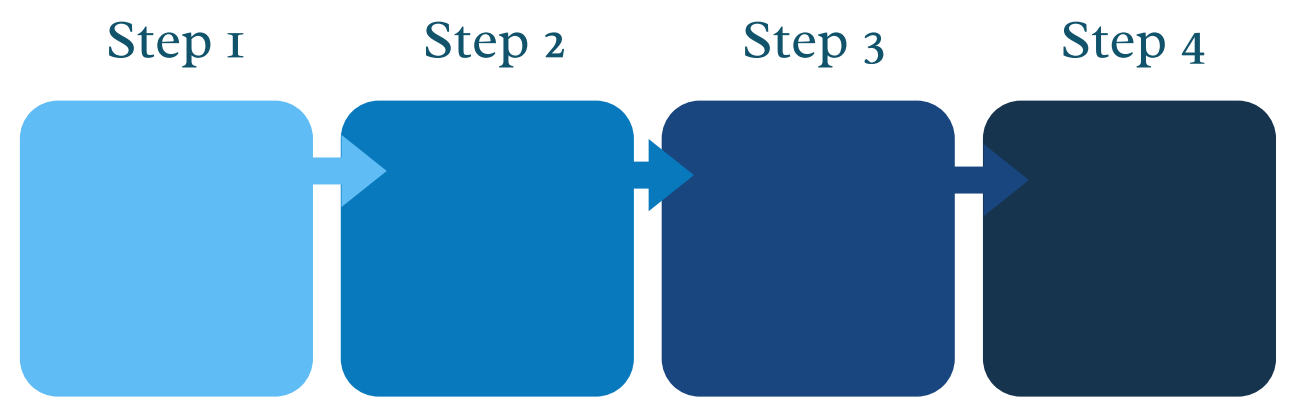
Figure 1: Use this figure to support problem statement.



Methodology

Describe the overall research strategy and the rationale for the approach chosen to address the research problem. It outlines the methods, procedures, data collection process, and materials for your research.

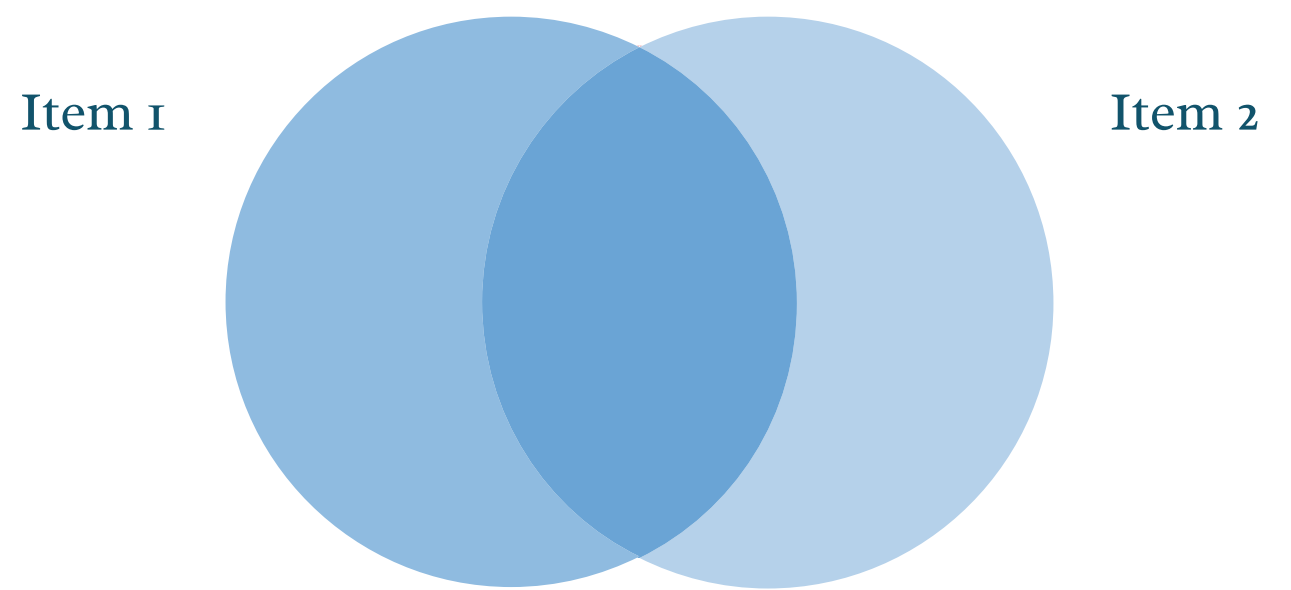
Figure 2. Use this image to show the chronological process of implementing the methods or procedures.



Results

Clear and concise presentation of the results is important. The results can be presented using tables, charts, graphs, or any other type of visual aid. Add brief textual explanations into the images which illustrate the significant findings. A reminder that while the images offer supporting evidence, the text should summarize the most important findings.

Figure 3: This space can be used to include another graph or table.



Conclusion

The conclusion of this research poster should synthesize the main findings or contribution of the research. Briefly restate the question and the answer, put emphasis on the most significant results.

Table 1. Make sure you explain the data in the table.

References

Cite the references used in the study.